

Performance Kits

GOLD KIT

Alpha Plus Full Management Performance Kits



Release the power of your production engine. Developed from years of motor racing experience, Alpha Plus multi-throttle engine management systems control all fuelling and ignition requirements in a 100% compatible, fully integrated package. Supplied as total, bolt-on solutions, all kits

feature closed loop Lambda control and include a Lambda sensor for catalytic converters. Kits are supplied ready calibrated for DIY fitting on standard specification engines and can be reprogrammed by an Alpha dealer for all other states of tune.

PLATINUM UPGRADE

Platinum upgrade kit

Upgrade the Gold full engine management kit with the new Platinum kit, which includes specially developed fast road cams and an upgraded fuel and ignition calibration chip. All calibration work carried out on otherwise standard engines with exhaust catalysts.

SILVER KIT

Alpha Carburettor performance kits



The most complete kit of its kind available today. Supplied as a comprehensive, bolt-on package, this is the proven combination of sidedraught performance carburettors and the sophisticated Alpha 3D mapped ignition system. The kit covers both fuelling and ignition requirements in

one integrated solution and is supplied ready calibrated and mapped to release the performance potential of a wide variety of production engines. Your Alpha dealer can easily recalibrate the system for other states of tune.

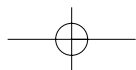
BRONZE KIT

Alpha Ignition Only Management Kits



The highest specification in its class. This state-of-the-art 2D electronic ignition system can easily be upgraded to full 3-Dimensional ignition management by the simple addition of a throttle position

sensor (16 rpm x 16 engine load sites). The system is suitable for static (4 cylinder) or distributor ignition systems and features an engine speed limiter, tachometer output drive and gearshift indicator lamp drive.



Kits Contain

2 x Alpha throttle bodies, Alpha air filters, wiring harness, throttle linkage system, fuel injectors, Alpha engine management system, fitting instructions and setting procedure.

Typical Power Figures

Ford Zetec 2.0 litre
Standard: **130bhp** Alpha Plus: **165bhp**

Vauxhall/Opel XE 2.0 litre
Standard: **150bhp** Alpha Plus: **180bhp**

Vauxhall/Opel Ecotec 2.0 litre
(Fast Road Cams)
Standard: **132bhp** Alpha Plus: **170bhp**

Typical Power Figures

Ford Zetec 2.0 litre
Gold: **165bhp** Platinum: **185bhp**

Rover K Series 2.0 litre 16V
Gold: **130bhp** Platinum: **145bhp**

Kits Contain

2 x performance DCOE carburetors, Alpha 3D ignition system, Alpha air filters, wiring harness, throttle linkage, inlet manifold, throttle position sensor and fitting instructions.

Typical Power Figures

Ford Zetec 1.8 litre
Standard: **115bhp** Alpha: **155bhp**

Ford Zetec 2.0 litre
Standard: **130bhp** Alpha: **165bhp**

Vauxhall/Opel XE 2.0 litre
Standard: **150bhp** Alpha: **180bhp**

Kits Contain

Electronic Control Unit (PI150), wiring harness, inlet air temperature sensor and cable ties. (For certain engines, e.g. Ford Pinto, that are not factory fitted with an rpm sensor, kits also include a crank sensor and trigger disc kit).

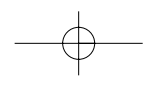
All general Alpha Ignition Management systems are supplied with a safe base ignition map, ideal for checking correct installation. Engine specific systems are supplied calibrated for standard production engines. For optimum performance, general systems should be calibrated by an Alpha systems dealer.

Gold ■ Silver ■ Bronze Performance Kit Order Numbers
Platinum upgrade

D = Distributor S = Static/Wasted Spark

General 4 Cylinder Engine		
K98003	Alpha Multi-Throttle	S
K97013	Ign Coil included	D
K97014	Ign Coil included	S
Ford 2.0 Duratec HE 190 Bhp		
K24001	Alpha Multi-Throttle	S
K3190JR*	Electronics only	S
Ford 2.0 Duratec HE 210 Bhp		
K3210JR*	Electronics only	S
Ford 2.0 Duratec HE 220 Bhp		
K3220JR*	Electronics only	S
Ford Kent 1.7 8v		
K99019	Alpha Multi-Throttle	S
K97015	Ign Coil included	D
K97016	Ign Coil included	S
Ford 2.0 Pinto 8v		
K99020	Sidedraught 45mm	D
K99021	Sidedraught 45mm	S
K97027	Ign Coil included	D
K97028	Ign Coil included	S
Ford 1.8 Zetec 16v 1993-98		
K99010	Alpha Multi-Throttle	S
K20023	Std. Ford Induction	S
K99001	Sidedraught 45mm	S
K99006*	Sidedraught 40mm	S
K99007	Sidedraught 40mm	S
K97017	Coil not included	S
Ford 2.0 Zetec 16v 1993-98		
K99011	Alpha Multi-Throttle	S
K20027	Upgrade from K99011	S
K20010	Std. Ford Induction	S
K99002	Sidedraught 45mm	S
K97017	Coil not included	S
Ford 1.8 Zetec 16v 1998-2001		
K97034	Coil not included	S
Ford 2.0 Zetec 16v 1998-2001		
K20016	Alpha Multi-Throttle	S
K20020*	Upgrade from K20016	S
K20040**	Upgrade from K20016	S
K20017	Std. Ford Induction	S
K99025	Sidedraught 45mm	S
K97034	Coil not included	S
Peugeot/Citroën XU9 1.9 8v		
K99018	Alpha Multi-Throttle	S
K99008	Sidedraught 40mm	D
K99009	Sidedraught 40mm	S
K97025	Ign Coil included	D
K97026	Ign Coil included	S
Rover 'K' Series 1.6 16v		
K20024	Alpha Multi-Throttle	S
K20026	Upgrade from K20024	S
Rover 'K' Series 1.8 16v		
K20025	Alpha Multi-Throttle	S
Triumph TR6		
K20041	Alpha Multi-Throttle	S
Vauxhall/Opel Ecotec 2.0 16v		
K99016	Alpha Multi-Throttle	S
Vauxhall/Opel XE 2.0 16v		
K99013	Alpha Multi-Throttle	S
K99004	Sidedraught 45mm	D
K99005	Sidedraught 45mm	S
K97018	Ign Coil included	D
K97019	Coil not included	S
VW Golf 1.8 16v		
K20002	Alpha Multi-Throttle	S
K99022	Sidedraught 45mm	S
K97029	Ign Coil included	S

*Low Filter 60mm high. **These kits have been developed for Standard and Modified engines using Racine Direct to head Throttle Bodies, Water Rail and Fuel Rail. †Fast Road Spec. - includes Camshafts and Engine Management program upgrade. ‡High Performance Spec. - incl. Cams and Eng. Management upgrade. ††Eng. Mods required - incl. Cams and Eng. Management upgrade.





	<p>Dolphin Road Sunbury Middlesex TW16 7HE</p>	
<p>Tel: +44 (0) 1932 787100 Web: www.webcon.co.uk</p>	<p>Fax: +44 (0) 1932 782725 E-mail: sales@webcon.co.uk</p>	

Performance Kits

Alpha Pro 4



The latest, most powerful Alpha system has arrived. The unparalleled PRO4 is the ultimate in the line of race bred, OEM quality engine management systems from the leaders in Engine Control technologies. Designed from the outset to be class leader in terms of reliability and functionality, PRO4 incorporates the following main features:

Speed & Position Inputs

- Configurable for 4+1, 36-4, 60-2, 36-1 signal frames.


Primary Load Input

- Primary load input configurable for TPS & Manifold Pressure.

Calibration/Functions

- Fuel & Ignition tables 32 X 32.
- Closed loop fuelling control using switching or linear lambda input.
- Fuelling self-learn functions.
- Configurable Driver Switch input for fuelling and spark advance offset.
- Closed loop boost control.
- Rev Limiter via fuel and/or Ignition.
- Gearchange "Powershift" via ignition cut.

Throttle Position Kits For Sidedraught Carburetors



Instantly upgrade to 3D. Quick and easy to fit, these kits include the throttle position sensor plus all the brackets and fixtures needed to mount to sidedraught performance carburetors. Connecting straight into the wiring harness, the kits require no machining to immediately convert all Alpha Ignition Only Management Kits from 2-Dimensional to 3-Dimensional.

Order No.	Description
9990266000	TPS Kit (40/45 DCOE)
9990266800	48 DCOSP
9990290200	40/45 DHLA
9990266800	TPS Kit (48 DCOE)
9990290200	TPS Kit (40/45 DHLA)

RPM Limiter



Avoid engine damage. Featuring our special soft cut limiter, the ARL1 is designed for use with contact breaker and electronic ignition systems (but not multiple firing or capacitive ignition systems) to avoid the perennial problem of engine damage due to over-revving. Operating range of 5,200 to 10,000 rpm.



Accessories

Sequential Gear Change Display (T050)



A professional-standard gear change indicator. Incorporating six lamps that illuminate in sequence as you approach the optimum engine speed for every change, the T050 is a must for every track day, race and fast road enthusiast.

Design features include

Increasing size and brightness of LEDs (easily visible in bright sunlight).
 A final ultra-bright red LED that illuminates at pre-set engine speeds.
 Simple three wire connection.
 Fully user-programmable, with half engine speed switch for easy setting.

Part No. Dimensions (H x W x D)

T050 25 x 73 x 51mm

Lambda Display System



On road, off road and on track. For high performance 'Engine Management' technology at off-the-shelf prices, the AFS-1 and AFS-2 are difficult to beat. Offering a cost effective alternative to dyno/rolling road tuning, these systems accurately monitor the calibration of your fuel system while driving in any combination of conditions. Suitable for both carburation and fuel injection.

Both kits include

Heated Lambda (oxygen) sensor and weldable sensor boss.
 Wiring loom, fuse, crimp connectors and Velcro mounting strips.
 Comprehensive instructions.

Part No. Dimensions (L x H x D)

AFS-1 70 x 40 x 15mm

AFS-2 130 x 65 x 25mm

Linkage Kits



Get connected. Webcon offers four different versions of linkage kit suitable for DCOE carburetors, for either top or bottom mounting and twin or single cable operation. Specifically designed by Webcon, all can be used on single or twin carburettor installations and can be fitted with the cable routed from either side. Three versions of linkage kit are suitable for fitment to Alpha throttle bodies, of which two utilise existing DCOE throttle linkage kits with the addition of top mounting brackets. Suitable for 38, 40, 45, 48 and 50mm venturis size.

Order No. Description

LP1000 Top mounting for single cable operation. Incorporates a clamp-on ferrule for use with the existing throttle cable. (DCOE).

LP2000 Top mounting for twin cable operation. Kit includes twin cables. (DCOE).

LP3000 Bottom mounting for single cable operation. Incorporates a clamp-on ferrule for use with the existing throttle cable. (DCOE).

LP4000 Bottom mounting for twin cable operation. Kit includes twin cables. (DCOE).

LP7000 Bottom mounting for twin cable operation. Kit includes twin cables. (Throttle Bodies).

9990172100 Top mounting bracket.





Alpha performance products
2005

